

ITALMAC

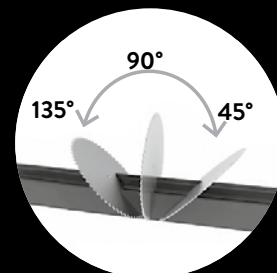
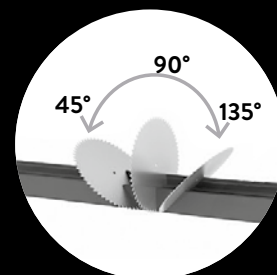
REVERSE

DOUBLE MITRE SAW

Twin-head cutting machine with automatic mobile head movement controlled by CNC. Internal external pneumatic tilting of the cutting heads at -45° , 90° , 45° , with mechanical stops for intermediate degrees.

Equipment:

- Software to manage individual cuts, minimum cuts, excess measurement and step-step.
- Reverse-p: with control panel, 7" touch screen colour display.
- Reverse-c: industrial pc, 17" led colour monitor.



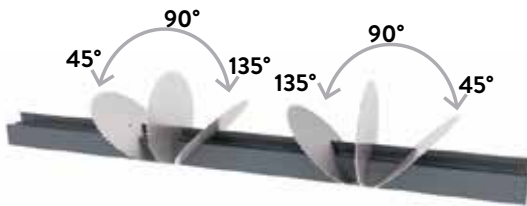
REVERSE

DOUBLE MITRE SAW



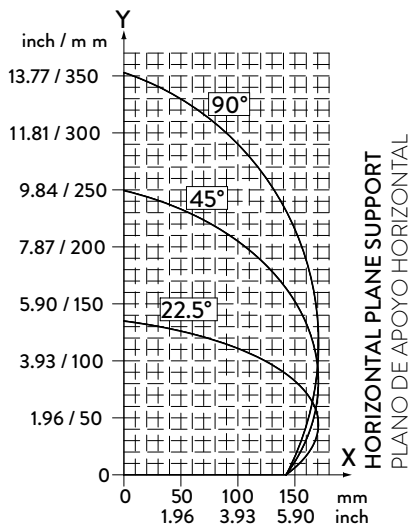
MODEL	MAX CUTTING		MIN CUTTING		DIMENSIONS		WEIGHT		KW
REVERSE/P	4000 mm	158 in	340 mm	13.38 in	7800x1450x1650 mm	308x57x65 in	1300 kg	2860 lb	5
REVERSE/P	5000 mm	197 in	340 mm	13.38 in	8800x1450x1650 mm	347x57x65 in	1400 kg	3080 lb	5
REVERSE/C	4000 mm	158 in	340 mm	13.38 in	8250x1450x1650 mm	325x57x65 in	1350 kg	2970 lb	5
REVERSE/C	5000 mm	197 in	340 mm	13.38 in	9250x1450x1650 mm	365x57x65 in	1450 kg	3190 lb	5

TECHNICAL DATA

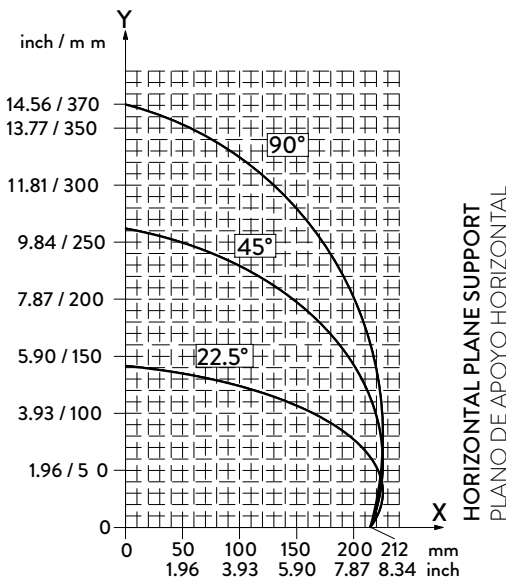


VERTICAL PLANE SUPPORT
PLANO DE APOYO VERTICAL

VERTICAL PLANE SUPPORT
PLANO DE APOYO VERTICAL



REVERSE/P CUTTING DIAGRAM
REVERSE/P ESQUEMA DE CORTE



REVERSE/C CUTTING DIAGRAM
REVERSE/P ESQUEMA DE CORTE

ITALMAC

ITALMAC Srl
Viale del lavoro, 1
37055 - Ronco all'Adige - Verona - Italy
Ph +39 045 7000123
www.italmac.it

ITALMAC USA
inc. Heather Park Dr.
104 Suite Granger 46530 IN
www.italmac-usa.com